

ONLINE CONFERENCE MUSIC

QUICK MANUAL

Edition: April 7, 2021



OCM: A streaming music service for people hosting online conferences / events. Our music creates a positive vibe while participants are waiting for your event to start or during the breaks.

OCM with ZOOM

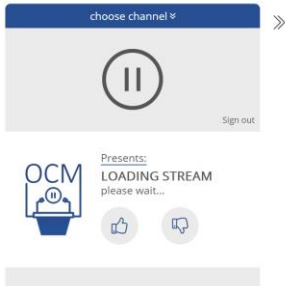
Step 1/3

Visit <https://onlineconferencemusic.com> and login with your credentials.

Step 2/3

You have two options to use OCM in ZOOM:

1. The standard OCM player in ZOOM
2. A custom image with ticker tape and music in ZOOM



Standard player.

Just choose a channel and hit the play button.

Tip! You can center and minimize the player by clicking the "x".



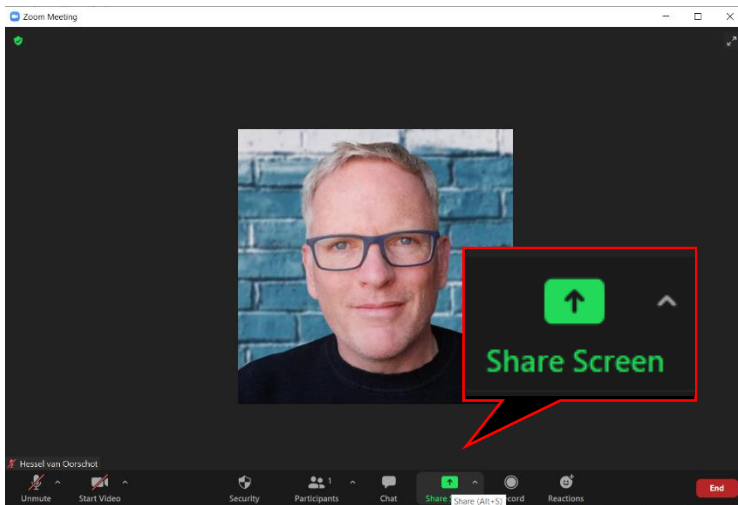
A custom Music Screen.

Choose a channel, upload your own image and add a ticker text. Hit "present" to launch.

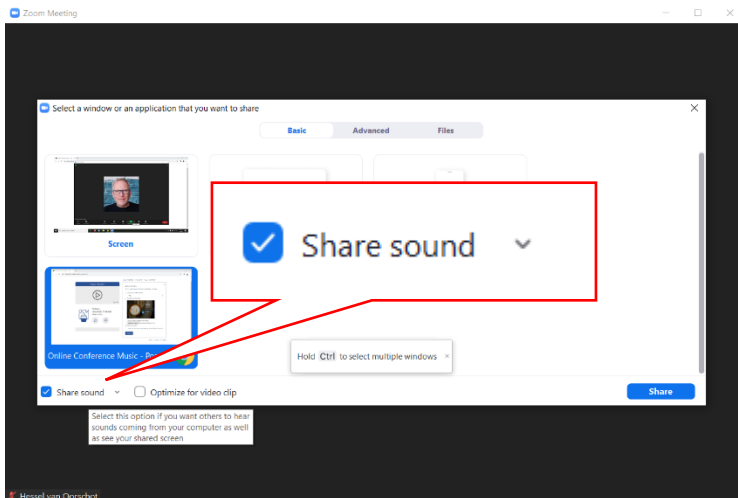
Tip! Change the browser to full screen mode.

Step 3/3

As host of the ZOOM event, share your OCM screen by clicking “Share Screen”.



Select the OCM browser page and don't forget to check the box “share sound” and when sharing mute your own microphone.



OCM with MICROSOFT TEAMS

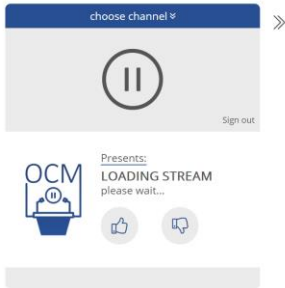
Step 1/3

Visit <https://onlineconferencemusic.com> and login with your credentials.

Step 2/3

You have two options to use OCM in TEAMS:

1. The standard OCM player in TEAMS
2. A custom image with ticker tape and music in TEAMS



Standard player.

Just choose a channel and hit the play button.

Tip! You can center and minimize the player by clicking the "x".



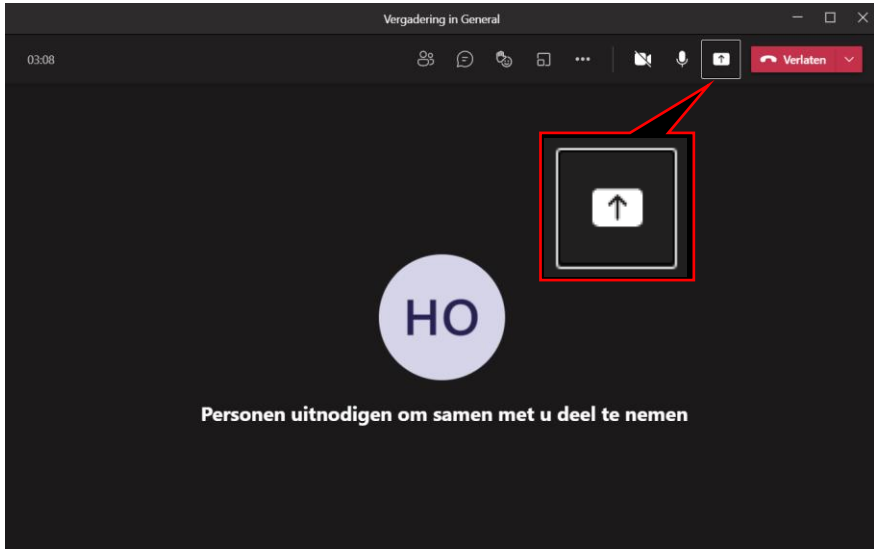
A custom Music Screen.

Choose a channel, upload your own image and add a ticker text. Hit "present" to launch.

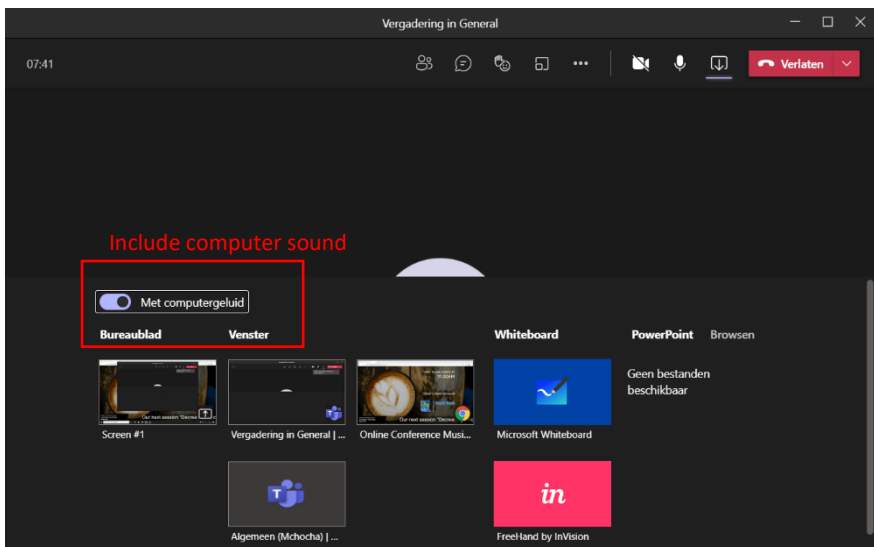
Tip! Change the browser to full screen mode.

Step 3/3

As host of the TEAMS event, share your OCM screen by clicking the “Start screen share session” button.



Select the OCM browser page and don't forget to check the box "include computer sound" and when sharing mute your own microphone.



OCM with GOOGLE MEET

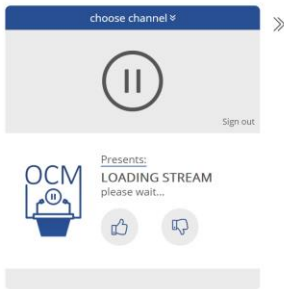
Step 1/3

Visit <https://onlineconferencemusic.com> in Google Chrome (important) and login with your credentials.

Step 2/3

You have two options to use OCM in MEET:

1. The standard OCM player in MEET
2. A custom image with ticker tape and music in MEET



Standard player.

Just choose a channel and hit the play button.

Tip! You can center and minimize the player by clicking the "x".



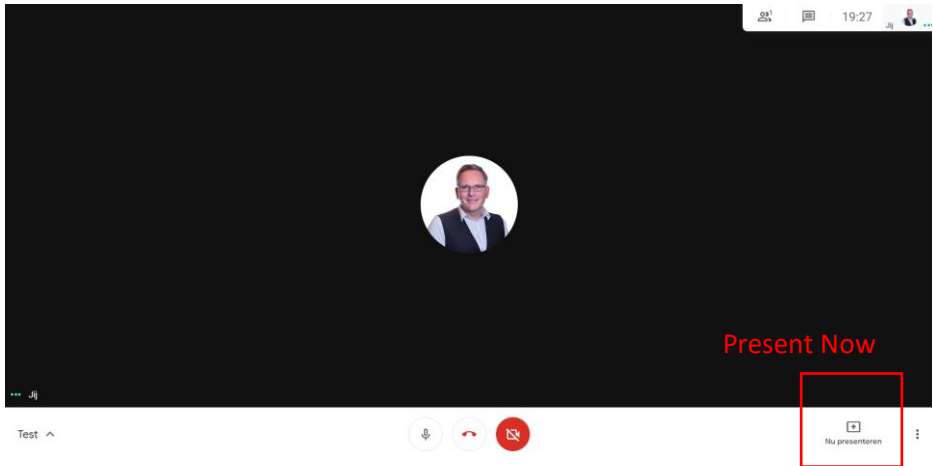
A custom Music Screen.

Choose a channel, upload your own image and add a ticker text. Hit "present" to launch.

Tip! Change the browser to full screen mode.

Step 3/3

Start the Google Meet event from the same Chrome browser in a different tab. Start sharing your OCM screen by clicking the "Present Now" button.



Select the browser tab running OCM in the same Chrome browser and don't forget to check the box "share audio" and when sharing mute your own microphone.

Een Chrome-tabblad delen

Chrome wil de content op je scherm delen met meet.google.com. Kies wat je wilt delen.

